




**Technical Service  
BULLETIN**

November 30, 2004

Title:  
**STEERING ANGLE SENSOR**  
Models:  
**'04 Highlander & Sienna**



**BR008-04**  
**BRAKES**

**Introduction** Some customers may experience an intermittent VSC activation after starting the engine and driving straight from a stop position. This condition is always accompanied by the instrument panel VSC light and audible warning buzzer turning on at the same time. To prevent this condition, the Steering Angle Sensor has been changed.

- Applicable Vehicles**
- **2004** model year **Highlander** and **Sienna** vehicles produced **BEFORE** the Production Change Effective VINs shown below.

**Production  
Change  
Information**

MODEL	PRODUCTION CHANGE EFFECTIVE VIN
Highlander	JTEGD21A#40104366
	JTEHD21A#40032825
	JTEDP21A#40041794
	JTEEP21A#40064768
Sienna	5TDZA2#C#4S194312
	5TDBA2#C#4S025440

**Parts  
Information**

MODEL	PREVIOUS PART NUMBER	CURRENT PART NUMBER	PART NAME	QTY
Highlander	89245-33030	89245-08011	Sensor, Steering	1
Sienna	89245-08010			

**Warranty  
Information**




OP CODE	DESCRIPTION	TIME	MODEL	OFF	T1	T2
BR4002	R & R Steering Angle Sensor	0.8	Highlander	89245-33030	87	74
			Sienna	89245-08010		

**Applicable Warranty\*:**

**This repair is covered under the Toyota Comprehensive Warranty. This warranty is in effect for 36 months or 36,000 miles, whichever occurs first, from the vehicle's in-service date.**

\* Warranty application is limited to correction of a problem based upon a customer's specific complaint.



Required SSTs	SPECIAL SERVICE TOOLS (SSTs)	PART NUMBER	QUANTITY
		01001271	1
		01002744	1
		01002593-005	1
	Diagnostic Check Wire* (or equivalent)	09843–18040	1

\* Essential SSTs.

**NOTE:**

**Additional Diagnostic Tester Kits, CAN Interface Modules, Program Cards or other SSTs may be ordered by calling SPX/OTC at 1-800-933-8335.**

**Repair Procedure**

1. Check for ABS/VSC DTCs using the Diagnostic Tester.
2. If ABS/VSC DTC(s) are present, then follow diagnostics for specific DTC(s).
3. If no ABS/VSC DTC(s) are present, then remove and replace the steering angle sensor following the procedures outlined in the Technical Information System (TIS), 2004 model year Highlander or Sienna Repair Manual: *Brake, Steering Sensor*.
4. Perform Zero Point Calibration. Refer to TSB No. BR001–04, “*Zero Point Calibration*.”
5. Road test vehicle.